


Bomb Safety and Security: The Manager's Guide to Safeguarding Personnel and Assets



Bomb Safety and Security: The Manager's Guide

★★★★★ 5 out of 5

Language : English
File size : 5108 KB
Text-to-Speech : Enabled
Screen Reader : Supported
Enhanced typesetting : Enabled
Word Wise : Enabled
Print length : 253 pages



In today's world, the threat of terrorism is a constant concern for businesses and organizations of all sizes. Bombs are a common weapon used by terrorists to cause widespread damage and loss of life. As a manager, it is your responsibility to ensure the safety of your personnel and assets in the event of a bomb threat or attack.

This guide will provide you with the information you need to develop and implement a comprehensive bomb safety and security plan. You will learn how to assess your risk of a bomb threat, how to prevent bombs from being placed on your property, and how to respond to a bomb threat or attack.

Assessing Your Risk

The first step in developing a bomb safety and security plan is to assess your risk of a bomb threat or attack. There are a number of factors that can affect your risk, including:

- The type of business or organization you operate
- Your location
- The size of your facility
- The number of people who work in your facility
- The presence of any high-value targets on your property

Once you have assessed your risk, you can begin to develop a plan to mitigate that risk.

Preventing Bombs from Being Placed on Your Property

There are a number of things you can do to prevent bombs from being placed on your property, including:

- Installing security cameras and lighting
- Hiring security guards
- Conducting regular security inspections of your property
- Educating your employees about bomb safety and security

By taking these steps, you can make it more difficult for terrorists to place bombs on your property and cause harm.

Responding to a Bomb Threat

If you receive a bomb threat, it is important to remain calm and follow these steps:

- Call the police

- Evacuate the building
- Secure the area
- Follow the instructions of the police

It is important to remember that every bomb threat is different. The police will need to assess the situation and determine the best course of action.

Recovering from a Bomb Attack

If your business or organization is the victim of a bomb attack, it is important to take steps to recover as quickly and efficiently as possible.


These steps include:

- Assessing the damage
- Cleaning up the debris
- Repairing the damage
- Providing support to your employees

By taking these steps, you can help your business or organization recover from a bomb attack and get back to normal operations as quickly as possible.

Bomb safety and security is a serious issue that all businesses and organizations need to be aware of. By following the steps outlined in this guide, you can develop and implement a comprehensive plan to protect your personnel and assets from the threat of bombs.


Remember, the safety of your people is your top priority. By taking the time to prepare for a bomb threat or attack, you can help to ensure that everyone stays safe.



Bomb Safety and Security: The Manager's Guide


★★★★★ 5 out of 5

Language	: English
File size	: 5108 KB
Text-to-Speech	: Enabled
Screen Reader	: Supported
Enhanced typesetting	: Enabled
Word Wise	: Enabled
Print length	: 253 pages



How to Be Creative in Textile Art: A Comprehensive Guide for Beginners and Experienced Artists

Textile art is a versatile and expressive medium that offers endless possibilities for creativity. Whether you're new to textile art or an...



Master the Art of Grilling with "The BBQ Sauces Cookbook"

Are you tired of the same old boring BBQ sauces? Do you crave something new and exciting to tantalize your taste buds at your next backyard grilling party? If...