

Lessons Earned Pumps: A Comprehensive Guide to the Best Pumps for Every Occasion

: The Essential Guide to Pumps

Welcome to the definitive guide to pumps, the timeless footwear that empowers women with confidence and style. Whether you're a seasoned shoe enthusiast or just starting to explore the world of high heels, this article will provide you with everything you need to know about pumps.

From classic stilettos to versatile flats, pumps come in a dazzling array of styles and designs. Understanding the different features and silhouettes will help you find the perfect pair for every occasion.



Lessons Earned: Pumps

★★★★☆ 4 out of 5

Language	: English
File size	: 2315 KB
Text-to-Speech	: Enabled
Enhanced typesetting	: Enabled
Word Wise	: Enabled
Lending	: Enabled
X-Ray for textbooks	: Enabled
Print length	: 76 pages
Screen Reader	: Supported




Chapter 1: The Anatomy of Pumps

Before delving into the different types of pumps, let's first familiarize ourselves with their basic anatomy. Pumps typically consist of the following

components:

- **Upper:** The part of the shoe that covers the foot and extends up to the ankle. It can be made from a variety of materials, such as leather, suede, satin, or fabric.
- **Heel:** The raised portion at the back of the shoe that provides elevation. Heels come in different heights, including kitten heels, low heels, mid heels, and high heels.
- **Insole:** The inner lining of the shoe that provides comfort and support for the foot.
- **Outsole:** The bottom surface of the shoe that provides traction and protects the foot from the ground.



Chapter 2: Classic Pump Styles

Classic pump styles have stood the test of time and continue to be wardrobe staples for women around the world. Here are some of the most iconic silhouettes:

- **Stilettos:** Featuring a slender heel of at least 4 inches, stilettos exude elegance and sophistication. They are often associated with formal

events and red carpet looks.

- **Court Shoes:** Also known as pumps, court shoes have a closed toe and a heel height ranging from 2 to 3 inches. They are versatile and suitable for both work and casual settings.
- **Peep Toes:** These pumps have a closed heel and a peep-toe design, which reveals a portion of the toes. They add a touch of playfulness and femininity to any outfit.
- **D'Orsay Pumps:** Characterized by an open side panel that extends from the vamp to the heel, D'Orsay pumps create an illusion of longer legs and add a touch of understated glamour.



Summer wedges



Peep toe pumps



D'orsay pumps



Slingback pumps



DREAM PAIRS



T-strap pumps



Mary Jane pumps



Ankle strap pumps



Classic pumps

Chapter 3: Modern Pump Styles

In addition to classic styles, designers are constantly innovating and introducing new and exciting pump silhouettes. Here are some of the most popular modern pump styles:

- **Chunky Heels:** Pumps with chunky, geometric heels provide stability and comfort while still adding height. They are perfect for everyday

wear and can be paired with a variety of outfits.

- **Ankle Strap Pumps:** Featuring an ankle strap for added support, these pumps prevent slipping and offer a more secure fit. They are a great choice for dancing or special occasions.
- **Platform Pumps:** With a raised platform under the ball of the foot, platform pumps provide extra height without sacrificing comfort. They are a great option for those who want to achieve a taller look without straining their feet.
- **Kitten Heel Pumps:** Kitten heels are short, slender heels that measure between 1.5 to 2.5 inches. They offer a subtle lift and are suitable for both professional and casual settings.



Chapter 4: Choosing the Right Pumps

Selecting the right pair of pumps depends on a number of factors, including the occasion, personal style, and comfort level. Here are some tips to help you make an informed decision:

- **Consider the Occasion:** Different occasions call for different pump styles. For formal events, opt for classic stilettos or court shoes. For

more casual settings, consider pumps with lower heels or more playful designs.

- **Match Your Style:** Pumps should complement your personal style and overall outfit. If you prefer classic and minimalist looks, stick to pumps in neutral colors like black or nude. For more bold and expressive outfits, choose pumps with embellishments or unique details.
- **Prioritize Comfort:** It's important to choose pumps that fit well and provide sufficient support for your feet. If you're planning to wear them for extended periods, opt for pumps with wider heels or cushioned insoles.
- **Know Your Size:** Getting the right size is crucial for both comfort and style. Have your feet professionally measured and consult the manufacturer's size chart to ensure a perfect fit.

Chapter 5: Care and Maintenance

Proper care and maintenance will help extend the lifespan of your pumps and keep them looking their best. Here are some tips to follow:

- **Store Properly:** Store your pumps in a cool, dry place away from direct sunlight. Use shoe trees to maintain their shape and prevent creasing.
- **Clean Regularly:** Clean your pumps with a soft cloth and appropriate cleaning products. Avoid using harsh chemicals or abrasives that can damage the material.
- **Protect from Scratches:** Be careful not to scratch your pumps by avoiding rough surfaces or sharp objects. If you do get a scratch, try using a leather repair kit to minimize its appearance.

- **Heel Repair:** Over time, heels may get worn down or damaged. Take your pumps to a professional cobbler for heel repair to restore their original height and shape.

: Elevate Your Wardrobe with Pumps

Pumps are a versatile and timeless footwear essential that can empower women with confidence and style. By understanding the different pump styles, choosing the right pair, and providing proper care, you can make pumps a cornerstone of your wardrobe and take your fashion game to the next level.

Whether you're a seasoned heel-lover or just starting to explore the world of pumps, this guide has provided you with the knowledge and insights you need to make informed decisions and find the perfect pair for every occasion.



Lessons Earned: Pumps


★★★★☆ 4 out of 5

Language	: English
File size	: 2315 KB
Text-to-Speech	: Enabled
Enhanced typesetting	: Enabled
Word Wise	: Enabled
Lending	: Enabled
X-Ray for textbooks	: Enabled
Print length	: 76 pages
Screen Reader	: Supported

FREE


DOWNLOAD E-BOOK





How to Be Creative in Textile Art: A Comprehensive Guide for Beginners and Experienced Artists

Textile art is a versatile and expressive medium that offers endless possibilities for creativity. Whether you're new to textile art or an...



Master the Art of Grilling with "The BBQ Sauces Cookbook"

Are you tired of the same old boring BBQ sauces? Do you crave something new and exciting to tantalize your taste buds at your next backyard grilling party? If...