


The Ultimate Guide to Construction: From Site Selection to Design/Construction



The Perfect Treehouse: From Site Selection to Design & Construction

★★★★☆ 4.3 out of 5

Language : English
File size : 63170 KB
Text-to-Speech : Enabled
Enhanced typesetting : Enabled
Print length : 205 pages



Construction is a complex and challenging process, but it can also be incredibly rewarding. Whether you're planning to build a new home, office, or commercial space, it's important to have a clear understanding of the entire process from start to finish.

This comprehensive guide will provide you with everything you need to know about construction, from site selection to design and construction. We'll cover every step of the journey, offering valuable insights and expert advice to help you ensure a successful project.

Site Selection

The first step in any construction project is site selection. This is a critical decision that will have a major impact on the success of your project. Here are some factors to consider when choosing a site:

- **Location:** The location of your site will determine the accessibility, visibility, and overall appeal of your project. Consider factors such as proximity to major roads, public transportation, and amenities.
- **Size:** The size of your site will need to be large enough to accommodate your project, as well as any future expansion plans. Be sure to factor in the need for parking, landscaping, and other outdoor spaces.
- **Zoning:** The zoning laws for your site will determine what types of construction are allowed. Be sure to check with the local zoning board to make sure your project is compliant.
- **Environmental factors:** The environmental conditions on your site can have a major impact on the construction process. Consider factors such as soil conditions, drainage, and exposure to natural hazards.

Design

Once you have selected a site, the next step is to design your project. This is where you'll develop the plans and specifications for your building. Here are some tips for designing a successful project:

- **Hire a qualified architect or engineer:** A qualified architect or engineer will be able to help you develop a design that meets your needs and budget. They will also be able to ensure that your design is compliant with all applicable building codes.
- **Consider your needs:** When designing your project, be sure to consider your current and future needs. Think about how you will use the space and what features are important to you.

- **Create a realistic budget:** Before you start designing, create a realistic budget for your project. This will help you make informed decisions about the materials and finishes you choose.
- **Get feedback from others:** Once you have a design, get feedback from others. This could include family, friends, colleagues, or a professional consultant.


Construction

Once your design is complete, it's time to start construction. This is the most challenging phase of the project, but it's also the most rewarding. Here are some tips for a successful construction project:

- **Hire a qualified contractor:** A qualified contractor will be able to manage the construction process and ensure that your project is completed on time and within budget. They will also be able to help you avoid costly mistakes.
- **Stay organized:** Construction projects can be complex, so it's important to stay organized. Keep track of all your contracts, permits, and other paperwork. You should also create a schedule for the project and track your progress.
- **Communicate regularly:** Communication is key to a successful construction project. Communicate regularly with your contractor, architect, and other members of the team. This will help to avoid misunderstandings and keep the project on track.
- **Be patient:** Construction projects take time. Be patient and don't expect everything to go perfectly. There will be challenges along the

way, but if you stay focused and work with your team, you will eventually achieve your goals.

Construction is a complex and challenging process, but it can also be incredibly rewarding. By following the steps outlined in this guide, you can increase your chances of success. Remember to do your research, hire qualified professionals, and stay organized throughout the project. With careful planning and execution, you can build the project of your dreams.



The Perfect Treehouse: From Site Selection to Design & Construction

★★★★☆ 4.3 out of 5

Language : English

File size : 63170 KB


Text-to-Speech : Enabled

Enhanced typesetting : Enabled

Print length : 205 pages

FREE

DOWNLOAD E-BOOK



How to Be Creative in Textile Art: A Comprehensive Guide for Beginners and Experienced Artists

Textile art is a versatile and expressive medium that offers endless possibilities for creativity. Whether you're new to textile art or an...



Master the Art of Grilling with "The BBQ Sauces Cookbook"

Are you tired of the same old boring BBQ sauces? Do you crave something new and exciting to tantalize your taste buds at your next backyard grilling party? If...