

The Ultimate Guide to Interacting with Law Enforcement: "The Do's and Don'ts When Stopped by Law Enforcement Officers"


Interacting with law enforcement officers can be a stressful and intimidating experience, especially if you're unsure of your rights and responsibilities. "The Do's and Don'ts When Stopped by Law Enforcement Officers" is an essential guide that empowers you with the knowledge and confidence to navigate these interactions effectively and respectfully.

Written by experienced law enforcement professionals, this comprehensive book provides a step-by-step breakdown of what to do and what to avoid when pulled over, detained, or questioned by police officers. It covers every aspect of the encounter, from initial contact to post-arrest procedures, ensuring you're prepared for any situation.

The Do's

1. Stay Calm and Cooperative

Remaining calm and cooperative is crucial during interactions with law enforcement. It shows that you're not a threat and that you're willing to comply with their requests. Avoid making sudden movements, arguing, or resisting arrest.



The Unfavorable Police Encounter: The Do's & Don'ts When Stopped by Law Enforcement Officers

★★★★☆ 4.1 out of 5

Language : English

File size : 2140 KB

Text-to-Speech : Enabled

Screen Reader : Supported
Enhanced typesetting: Enabled
Word Wise : Enabled
Print length : 101 pages
Lending : Enabled



2. Be Polite and Respectful

Treat law enforcement officers with the same respect you would want to be treated with. Address them as "officer" or "sir/ma'am" and maintain a respectful tone. This can help de-escalate tense situations and build rapport.

3. Provide Identification and Documents

When asked for identification, provide it promptly and without hesitation. If you have any other relevant documents, such as registration or insurance papers, offer them as well. This shows that you're open and cooperative.

4. Ask for Clarification

If you're unsure of the reason for the stop or the officer's requests, don't hesitate to ask for clarification. This helps prevent misunderstandings and ensures that you're fully aware of your rights and obligations.

5. Obey Lawful Free Downloads

If an officer gives you a lawful Free Download, such as to step out of your vehicle or answer questions, follow it immediately. Resisting arrest is a serious offense that can escalate the situation and put everyone at risk.

The Don'ts

1. Don't Run or Resist Arrest

Fleeing from law enforcement or resisting arrest is never the answer. It's a felony that can lead to serious consequences, including injury or death.

2. Don't Argue or Be Confrontational

Arguing with or being confrontational with law enforcement officers will only make matters worse. Instead, remain calm and cooperative, and if you have any concerns, voice them respectfully.

3. Don't Make False Statements

Providing false information to law enforcement officers is a crime. Be honest and truthful in your responses, and only provide information that you're certain of.

4. Don't Consent to Searches Without a Warrant

Law enforcement officers need a warrant to search your person or property without your consent. If they ask to search your vehicle or belongings, you have the right to refuse unless they have a valid warrant.

5. Don't Use Vulgar or Abusive Language

Using vulgar or abusive language towards law enforcement officers is a sign of disrespect and can lead to escalation of the situation. Always maintain a polite and respectful tone.

Post-Arrest Procedures

If you're arrested, you have the right to certain protections under the law. "The Do's and Don'ts When Stopped by Law Enforcement Officers" covers

in detail what to expect during the arrest process, including:

- Your rights to an attorney and to remain silent
- The procedure for booking and fingerprinting
- How to contact your family or a friend

Legal Protection and Resources

The book also provides valuable information on legal protection and resources available to you, such as:

- Know Your Rights cards
- Contact information for legal aid organizations
- Websites and resources for further information

"The Do's and Don'ts When Stopped by Law Enforcement Officers" is an essential tool for anyone who wants to be prepared for interactions with law enforcement. By understanding your rights and responsibilities, you can navigate these encounters with confidence and ensure your safety and well-being.


Free Download your copy today and empower yourself with the knowledge and skills to interact with law enforcement officers effectively and respectfully.

The Unfavorable Police Encounter: The Do's & Don'ts When Stopped by Law Enforcement Officers


★★★★☆ 4.1 out of 5

Language : English

File size : 2140 KB




Text-to-Speech : Enabled
Screen Reader : Supported
Enhanced typesetting : Enabled
Word Wise : Enabled
Print length : 101 pages
Lending : Enabled



How to Be Creative in Textile Art: A Comprehensive Guide for Beginners and Experienced Artists

Textile art is a versatile and expressive medium that offers endless possibilities for creativity. Whether you're new to textile art or an...



Master the Art of Grilling with "The BBQ Sauces Cookbook"

Are you tired of the same old boring BBQ sauces? Do you crave something new and exciting to tantalize your taste buds at your next backyard grilling party? If...