


Top Tips For Making Video News: A Comprehensive Guide

In today's fast-paced and visually driven media landscape, video news has become an essential tool for journalists and communicators. Whether you're a seasoned professional or just starting out, mastering the art of video news production can help you captivate your audience, convey complex information effectively, and build a loyal following.



Top Tips For Making Video News

★★★★★ 5 out of 5

Language	: English
File size	: 521 KB
Text-to-Speech	: Enabled
Screen Reader	: Supported
Enhanced typesetting	: Enabled
Word Wise	: Enabled
Print length	: 91 pages
Lending	: Enabled



This comprehensive guide will provide you with the essential tips and techniques you need to create compelling and informative video news stories that resonate with your viewers. From pre-production planning to post-production editing, we'll cover everything you need to know to produce high-quality video news content that stands out from the crowd.

Pre-Production Planning

Before you start shooting, it's crucial to plan your video news story carefully. This will help you stay organized, capture the most important information, and ensure that your story flows smoothly.

1. Define Your Story and Goals

What is the main message you want to convey with your video news story?

What do you want your audience to know, feel, or do after watching it?

Once you have a clear understanding of your story and goals, you can start to develop a plan for how to achieve them.

2. Research and Gather Information

Conduct thorough research to ensure that your video news story is accurate, informative, and engaging. Gather all the necessary facts, figures, and quotes from reliable sources. Don't be afraid to reach out to experts or eyewitnesses for interviews.

3. Write a Script

A well-written script will provide a roadmap for your video news story. It should include a clear , body, and . Each section should be concise, engaging, and support your overall story goals.

4. Plan Your Shots

Create a shot list that outlines the specific shots you need to capture for your video news story. This will help you stay organized during filming and ensure that you get all the footage you need.

Production

Now it's time to put your plan into action and start filming your video news story. Here are some tips to help you capture high-quality footage:

1. Use a Good Camera

The quality of your video news story will depend largely on the camera you use. If possible, invest in a high-quality camera that can capture sharp, clear video. Consider factors such as resolution, frame rate, and low-light performance.

2. Get Good Lighting

Lighting is essential for creating visually appealing video footage. Use natural light whenever possible, but be prepared to use artificial lighting if necessary. Make sure your subject is well-lit and that there are no harsh shadows or distracting reflections.

3. Compose Your Shots Carefully

The way you compose your shots will have a big impact on the overall look and feel of your video news story. Use a variety of shot types, such as wide shots, medium shots, and close-ups, to keep your audience engaged.

4. Use Good Audio

The audio quality of your video news story is just as important as the video quality. Use a good microphone to capture clear, intelligible audio. Avoid background noise and distractions, and make sure your subject speaks clearly and at a moderate pace.

5. Get Interviews

Interviews are a great way to add depth and credibility to your video news story. Prepare your questions carefully and ask them in a clear and concise manner. Make sure your subject is comfortable and that they have plenty of time to answer your questions.

Post-Production Editing

Once you have all your footage, it's time to edit your video news story together. This is where you can bring your story to life and make it visually appealing and engaging for your audience.

1. Use a Good Editing Software

There are a variety of video editing software programs available, from free and easy-to-use options to more professional and feature-rich software. Choose a software program that fits your needs and budget.

2. Create a Rough Cut

Start by creating a rough cut of your video news story. This will help you get a sense of the overall flow and pacing of your story. Don't worry about perfection at this stage, just focus on getting all the essential elements in place.

3. Add Transitions and Effects

Transitions and effects can help you create a more polished and professional-looking video news story. Use them sparingly, however, as too many transitions and effects can be distracting and overwhelming.

4. Add Music and Sound Effects


Music and sound effects can add atmosphere and emotion to your video news story. Choose music and sound effects that are appropriate to the tone and style of your story.

5. Export Your Video

Once you're happy with your edited video, export it in a format that is suitable for your intended audience. Consider factors such as file size, resolution, and compatibility with different devices.

Creating compelling and informative video news stories requires careful planning, execution, and editing. By following the tips and techniques outlined in this guide, you can produce high-quality video news content that resonates with your audience and achieves your desired results.

Remember, practice makes perfect. The more video news stories you create, the better you will become at the craft. So get out there and start telling your stories!



Top Tips For Making Video News


★★★★★ 5 out of 5

Language	: English
File size	: 521 KB
Text-to-Speech	: Enabled
Screen Reader	: Supported
Enhanced typesetting	: Enabled
Word Wise	: Enabled
Print length	: 91 pages
Lending	: Enabled

FREE


DOWNLOAD E-BOOK





How to Be Creative in Textile Art: A Comprehensive Guide for Beginners and Experienced Artists

Textile art is a versatile and expressive medium that offers endless possibilities for creativity. Whether you're new to textile art or an...



Master the Art of Grilling with "The BBQ Sauces Cookbook"

Are you tired of the same old boring BBQ sauces? Do you crave something new and exciting to tantalize your taste buds at your next backyard grilling party? If...