


Unlock Productivity: The Power of Data Simplicity

In today's data-driven world, it's easy to get overwhelmed by the sheer volume of information available. This data overload can lead to decision fatigue, wasted time, and missed opportunities. But what if there was a way to simplify your data and use it to your advantage?



Productivity Through Data Simplicity: Your guide to data organization and standardization in Excel

★★★★★ 5 out of 5

Language	: English
File size	: 2324 KB
Text-to-Speech	: Enabled
Screen Reader	: Supported
Enhanced typesetting	: Enabled
Word Wise	: Enabled
Print length	: 66 pages
Lending	: Enabled



That's where our book, **Productivity Through Data Simplicity**, comes in. This comprehensive guide shows you how to transform your data into a productivity powerhouse. We'll teach you how to:

- Identify and prioritize the most important data
- Create clear and concise visualizations
- Use data to make better decisions

- Automate tasks and workflows
- Foster a data-driven culture

Benefits of Data Simplicity

There are countless benefits to simplifying your data. Here are just a few:

- **Increased productivity:** When you can easily access and understand your data, you can make better decisions, faster. This leads to increased productivity and efficiency.
- **Improved decision-making:** Data-driven decisions are always better than gut instinct. By simplifying your data, you can gain insights that would otherwise be hidden.
- **Reduced stress:** Data overload can be a major source of stress. By simplifying your data, you can reduce your stress levels and improve your overall well-being.
- **Increased innovation:** Data can be a springboard for new ideas. When you have a clear understanding of your data, you can identify new opportunities and innovate more effectively.

How to Simplify Your Data

Simplifying your data is easier than you think. Here are a few tips:

- **Start with a clear goal:** What do you want to achieve with your data? Once you know your goal, you can focus on collecting and analyzing the data that is most relevant.
- **Use the right tools:** There are a variety of tools available to help you simplify your data. These tools can help you visualize your data, create

reports, and automate tasks.

- **Keep it simple:** Don't try to do too much with your data. Focus on the most important insights and present them in a clear and concise way.


By simplifying your data, you can unlock untapped potential and achieve greater productivity. Our book, **Productivity Through Data Simplicity**, will show you how. Free Download your copy today and start transforming your data into a productivity powerhouse.



About the Author

John Smith is a data analyst and productivity expert. He has spent the last 10 years helping businesses simplify their data and improve their productivity. John is the author of several books on data analysis and productivity, including **Productivity Through Data Simplicity**.


Free Download your copy of **Productivity Through Data Simplicity** today and start transforming your data into a productivity powerhouse.



Productivity Through Data Simplicity: Your guide to data organization and standardization in Excel


★★★★★ 5 out of 5

Language : English
File size : 2324 KB
Text-to-Speech : Enabled
Screen Reader : Supported
Enhanced typesetting : Enabled
Word Wise : Enabled
Print length : 66 pages
Lending : Enabled



How to Be Creative in Textile Art: A Comprehensive Guide for Beginners and Experienced Artists

Textile art is a versatile and expressive medium that offers endless possibilities for creativity. Whether you're new to textile art or an...



Master the Art of Grilling with "The BBQ Sauces Cookbook"

Are you tired of the same old boring BBQ sauces? Do you crave something new and exciting to tantalize your taste buds at your next backyard grilling party? If...