

Unlock Your App Creation Dreams: A Comprehensive Guide for Aspiring Developers

: The Alluring World of App Development

In today's digital landscape, where smartphones and mobile devices have become ubiquitous, the demand for apps has skyrocketed. From productivity tools to entertainment platforms, apps have revolutionized the way we interact with technology and our everyday lives. As a result, aspiring developers are flocking to learn the art of app creation, eager to tap into this lucrative industry.

This comprehensive article serves as your ultimate guide to the exciting world of app development. Whether you're a complete beginner or an experienced programmer looking to expand your skills, we'll delve into the essential steps, tools, and strategies you need to create your own app.



Wanna Create An APP On Your Own: Tell You Everything You Need: App Development Platforms

★★★★★ 5 out of 5



Chapter 1: Embarking on Your App Development Journey

Defining Your App Idea:

The foundation of any successful app lies in a compelling idea. Start by identifying a problem or need that you believe an app could solve or address. Research the market, explore existing apps, and seek feedback from potential users to refine your concept.

Choosing a Platform:

Once you have a clear idea, the next step is to select the platform for your app. Android and iOS dominate the mobile app market, each with its own advantages and limitations. Consider your target audience, the features you want to implement, and your budget when making this decision.

Setting Up Your Development Environment:

To begin coding your app, you'll need to set up a development environment. This involves installing the necessary software tools, such as an integrated development environment (IDE), and creating a project workspace.

Chapter 2: Delving into App Development Fundamentals

Understanding Programming Languages:

For Android development, Java and Kotlin are the primary programming languages. For iOS development, Swift and Objective-C are the standard choices. Familiarize yourself with the syntax and semantics of these languages to lay the foundation for your app.

Layout and User Interface (UI) Design:

The user interface (UI) is the face of your app. It determines how users interact with your app and its overall aesthetics. Learn about UI design principles, layout techniques, and how to create visually appealing interfaces.

Database Management:

Many apps require the ability to store and retrieve data. Explore the features and benefits of different database management systems, such as SQLite and Firebase, to ensure your app can handle data efficiently and securely.

Chapter 3: Mastering App Development Techniques

API Integration:

APIs (application programming interfaces) allow your app to communicate with external services and data sources. Learn how to integrate APIs into your app to access features such as social login, payment processing, and real-time data updates.

Location-Based Functionality:

Location-based features can greatly enhance the functionality of your app. Discover how to leverage the GPS capabilities of mobile devices to implement features such as location tracking, geofencing, and augmented reality experiences.

Notification Management:

Notifications are a powerful tool for engaging with users and keeping them updated about your app. Explore the different types of notifications available, how to schedule them, and how to handle user interactions with them.

Chapter 4: Polishing Your App for Release

Testing and Debugging:

Thoroughly testing your app is crucial before releasing it to the public. Use a combination of automated and manual testing techniques to identify and eliminate bugs that could impact user experience.

App Store Optimization (ASO):

Once your app is ready for release, it's essential to optimize it for the app store. Choose a catchy title, write a compelling app description, and create attractive screenshots to make your app stand out from the competition.

Continuous Improvement:

App development is an ongoing process. Regularly update your app with new features, bug fixes, and performance enhancements to keep users engaged and ensure your app remains relevant and valuable.

Chapter 5: Advanced App Development Strategies

Cloud Computing:

Leverage the power of cloud computing services to enhance your app's performance, scalability, and data management capabilities. Explore

platforms such as Our Book Library Web Services (AWS) and Google Cloud Platform (GCP).

Artificial Intelligence (AI):

Incorporate artificial intelligence techniques into your app to add features such as image recognition, natural language processing, and predictive analytics. This can significantly improve user experience and create more personalized and intelligent apps.

Cross-Platform Development:

If you want to reach users on multiple platforms, consider using cross-platform development tools such as React Native or Flutter. These tools allow you to write code once and deploy your app to both Android and iOS devices.

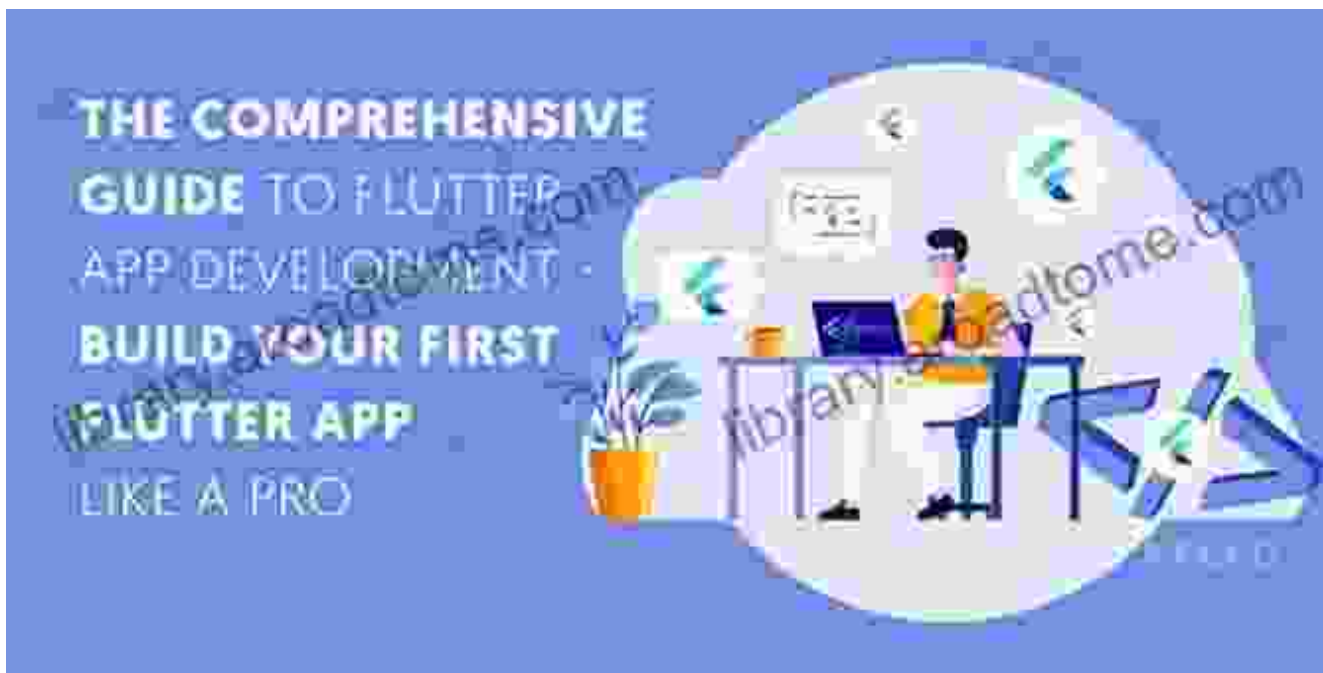
: Empowering You to Create

With the knowledge and guidance provided in this article, you now possess the tools to embark on your app development journey. Remember that the path to success lies in continuous learning, experimentation, and a passion for creating apps that make a difference in people's lives. As you navigate the exciting world of app development, may this guide serve as your constant companion, empowering you to create your own digital masterpiece.

Call to Action:

Unlock your app development potential today with our comprehensive guidebook. Free Download your copy of "Wanna Create An App On Your


Own" now and embark on the journey to transform your app ideas into reality!



Wanna Create An APP On Your Own: Tell You Everything You Need: App Development Platforms


★★★★★ 5 out of 5





How to Be Creative in Textile Art: A Comprehensive Guide for Beginners and Experienced Artists

Textile art is a versatile and expressive medium that offers endless possibilities for creativity. Whether you're new to textile art or an...



Master the Art of Grilling with "The BBQ Sauces Cookbook"

Are you tired of the same old boring BBQ sauces? Do you crave something new and exciting to tantalize your taste buds at your next backyard grilling party? If...